



Service Bulletin

Operation Code: **CGG28**

Model: GS300 (GRS190) & IS250 (GSE20)

Subject: Safety Related Recall Campaign – **CGG28** 3GR & 4GR Engine Fuel Pressure Sensor

BACKGROUND

Investigations by Lexus have determined that a requirement exists for the initiation of a Safety Recall Campaign to be conducted in accordance with FCAI code of practice for safety related recalls affecting a range of Lexus GS300 & IS250 model vehicles.

DESCRIPTION OF PROBLEM

On involved vehicles, there is a possibility that the fuel pressure sensor connection to the delivery pipe could be insufficient due to improper assembly instructions for tightening the fuel pressure sensor.

As a result, over time the sealing performance of the gasket seated between the fuel pressure sensor and the fuel delivery pipe may degrade.

If this occurs, fuel could leak past the gasket during vehicle operation, potentially increasing the risk of a vehicle fire.

INVOLVED VEHICLES

A total of 8,313 Lexus GS300 & IS250 vehicles produced within the VIN range and production period tabled below are involved in Australian market.

Model	WMI	VDS	CD	VIS		Prod Date		No Vehs
				From	To	From	To	
GS300	JTH	BH96S	#	05000012	05055540	21/12/2004	27/08/2007	1034
IS250		BK262		02000014 05000034	02060636 05052951	31/08/2005	07/09/2007	7279

Note: 1. although the involved vehicles are within the above VIN ranges, not all vehicles in these ranges were sold in Australia.

2. # = Check digit (alpha or numeric).

TIMING / OWNER NOTIFICATION

Customers of the involved vehicles were notified by mail of this Recall, requesting that they present their vehicles to any Lexus

Dealer for this repair to be conducted - Mail out commenced on or about 16th of May, 2016

A press advertisement was placed in National, Regional and Ethnic newspapers on or about 30th of May, 2016.

OWNER ACTION & REMEDY

© 2016 Lexus Australia a Division Of Toyota Motor Corporation Australia Limited A.B.N. 64 009 686 097

All rights reserved. This material may not be reproduced or copied, in whole or part, without the written permission of Toyota Motor Corporation Australia Limited, 155 Bertie Street, Port Melbourne, Victoria.

Confirm campaign status of vehicle via the VIN Search Tool <https://www.lexus.com.au/owners/recalls> or contact your preferred / nearest Lexus Dealer <https://www.lexus.com.au/contact/find-a-dealer>

To arrange a booking contact your preferred / nearest Lexus Dealer and quote campaign reference number CGG28 and have your VIN number available. Your Lexus Dealer will conduct the rectification FREE OF CHARGE.

REQUIRED PARTS

Sufficient quantities of parts required to complete this campaign have been ordered.

Part Name	Part No.	Qty
GS300 - GASKET KIT, FUEL PRESSURE SENSOR (includes all components listed below)	04005-60231	1
FUEL PRESSURE SENSOR GASKET	90430-12026	1
AIR SURGE TANK TO INTAKE MANIFOLD GASKET	17176-31020	1
NO.1 INTAKE MANIFOLD TO HEAD GASKET	17177-31021	2
THROTTLE BODY GASKET	22271-31030	1
HEXAGON BOLT	90110-06035	2

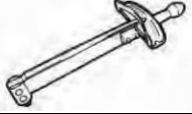
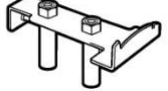


Part Name	Part No.	Qty
IS250 - GASKET KIT, FUEL PRESSURE SENSOR (includes all components listed below)	04005-60131	1
FUEL PRESSURE SENSOR GASKET	90430-12026	1
AIR SURGE TANK TO INTAKE MANIFOLD GASKET	17176-31050	3
NO.1 INTAKE MANIFOLD TO HEAD GASKET	17177-31021	2
THROTTLE BODY GASKET	22271-31030	1
HEXAGON BOLT	90110-06035	2

Part Name	Part No.	Qty	Remarks
PANDO39C*	PZ41A-PANDO39	1	For pressure sensor threads

* 1 can of 420 ml is sufficient to repair 120 vehicles.

TOOLS & EQUIPMENT

SSTs

Part Name	Part No.	Qty	Remarks	Illustration
Torque Wrench	09999-99040	1	For tightening the fuel pressure sensor	
Angle Gauge Plate (For GR Engine)	09268-99030	1		
24 mm Open End Wrench	09268-99050	1		
Torque Wrench Adapter	09268-99060	1		

Standard Tools

Part Name	Part No.	Qty	Remarks
Global Techstream	-	1	For checking DTC
Torque Wrench	-	1	For checking tightening torque
12 mm Deep Socket Wrench	-	1	For removal and reinstallation of the intake manifold
5 mm Hexagon Socket Wrench(Long)	-	1	For removal and reinstallation of the intake air surge tank
10 mm Deep Socket Wrench	-	1	
Air Blow Gun	-	1	For cleaning

Equipment

Part Name	Part No.	Qty	Remarks
Protective Gloves	-	Appropriate quantity	-
Protective Glasses	-	1	-
Protective Tape	-	Appropriate quantity	-
Plastic Bag	-	Appropriate quantity	For protecting fuel hose
Brake Cleaner	-	Appropriate quantity	For cleaning and degreasing
Marker Pen	-	1	Appropriate quantity

